

# Iranian Stock Market Daily Report

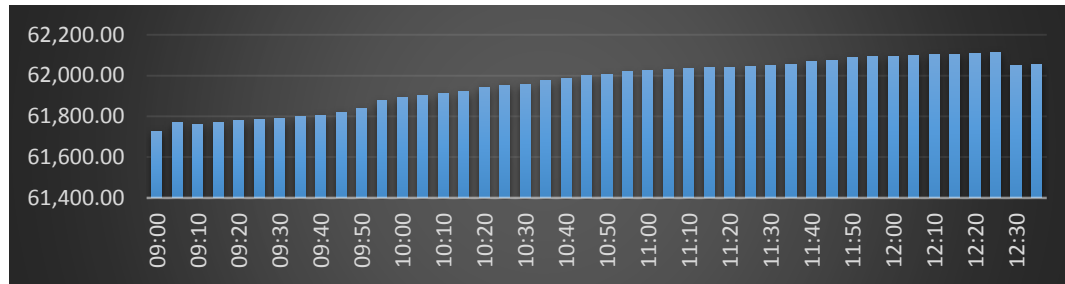
[Novin Investment Group]

January 5

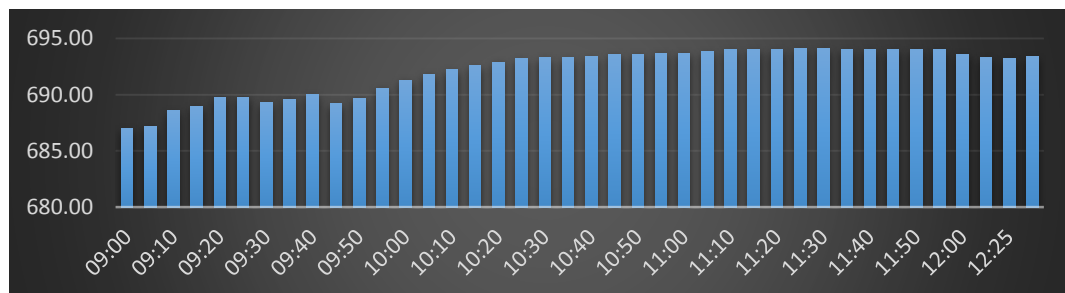
2016-2017



- **TSE overall Index (intraday):**



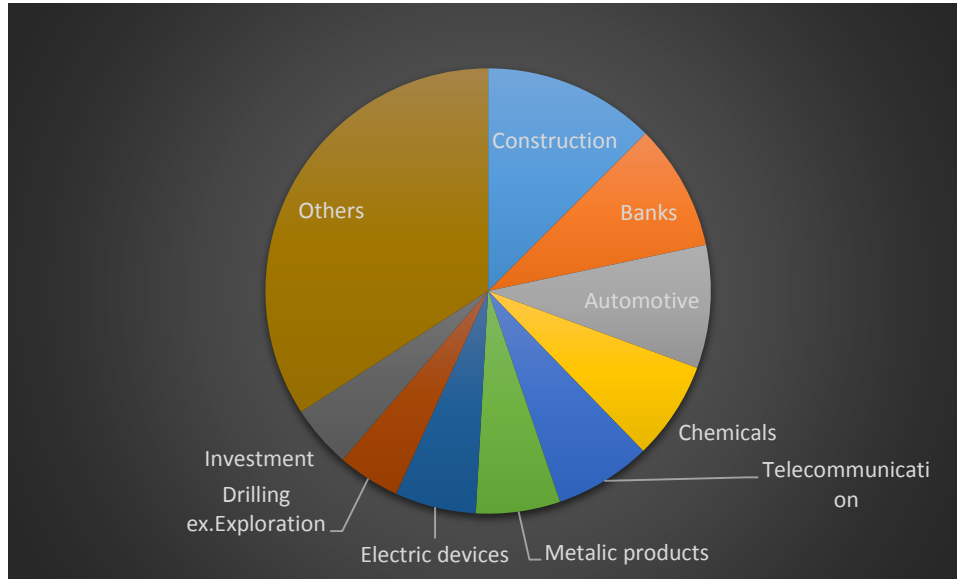
- **Fara Bourse overall Index (intraday):**



## Indexes & Transactions

	1/5/2016	Variation (daily)%	Variation (weekly)%	Variation (monthly)%	Variation (yearly)%
<b>Indexes:</b>					
Overall Index	62055.9	0.53	0.01	-0.01	-0.10
IFX	693.4	0.93	0.02	0.00	-0.10
Industry Index	264.9	0.52	-0.99	-0.99	-1.00
<b>Market Cap: (M\$)</b>					
Tehran stock Exchange	73,201	0.47	0.01	-0.02	-0.21
First & Second Market of Fara Bourse	19882.22	0.36	0.00	0.01	-0.35
<b>Transaction Volume: (M\$)</b>					
Tehran stock Exchange	45.06	39	93	313	141
Fara Bourse	22.51	219.00	257	371	320
Total	67.57	71.00	127	325	169
<b>Currency</b>					
USD/IRR	36800.00		0.00	0.01	0.04

## Transaction Volume in Industries:



## Industries Performance:

Top Advances		Top Decliners	
Industry	Changes%	Industry	Changes%
Drilling ex.Exploration	4.97	Basic Metals	-2.35
Coal	4.92	Tile and Ceramic	-0.72
Transportation	4.69	Metalic Ore	-0.59
Agriculture	3.94	Other Mines	-0.23
Electric devices	3.65	Radio	-0.06

## Stocks Performance:

Top Advances		Top Decliners		Most Visited	
Stocks	Changes%	Stocks	Changes	Stocks	Changes
Iran Construction Investment Co.	14.31	Khorasan Steel C.	-12.83	Mellat Bank	0.63
Kalber Co.	5	Khouzestan Steel C.	-4.75	Azarab co	5
Razi Co.	5	Sina Tile Co.	-3.94	Saderat Bank	1.37
Iran Dairy Industrial Co.	4.99	Rouz Darou	-3.53	Iran Counter	4.97

**News Headline:**

- TEHRAN (Tasnim) – Iranian Minister of Industry, Mines, and Trade Mohammad Reza Nematzadeh and his afghan counterpart exchanged views about ways to promote bilateral relations between the two neighbors in various economic areas. [See more.](#)
- Long-Term Loans Can Lift Property Market.[see more.](#)